samenwerking
Kerncijfers 2019

Inkomsten & Uitgaven

Besteding huurinkomsten 2019

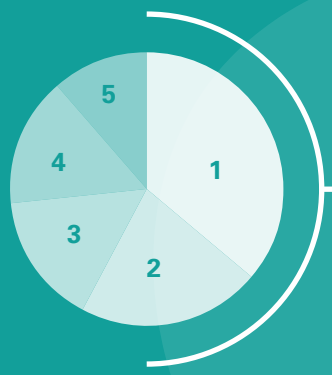

Huurinkomsten 2019
26.4m

1 Onderhoudskosten & investeringen **(9.6m)**
2 Rentekosten **(5.7m)**
3 Heffingen & winstbelasting **(4.1m)**
4 Zakelijke lasten **(4.0m)**
5 Organisatiekosten **(3.0m)**

Financiële Ratio's

ICR

Loan to Value

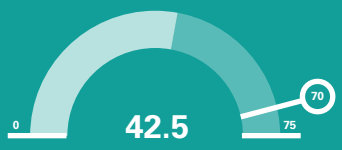

Solvabiliteit beledsw.

Dekkingsratio

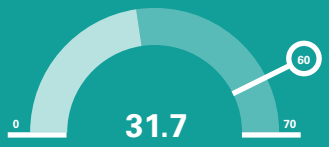

Betaalbaarheid & Beschikbaarheid

Aantal woningen

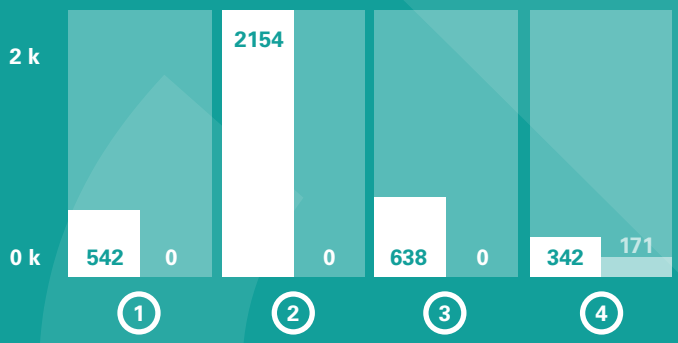

1 Goedkoop Wht
2 Betaalbaar Wht
3 Duur tot huurtoeslaggrens
4 Duur boven huurtoeslaggrens

Sociale huur
Vrije sector

Percentage maximaal redelijk

Percentage beschikbaarheid

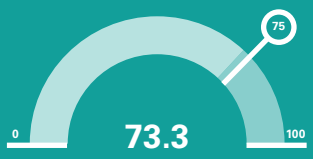

Huurprestatie

€ 546
per maand

1,52%
Huurverhoging

Onderhoud & Verbetering & Duurzaamheid

Onderhoud & verbetering 2019

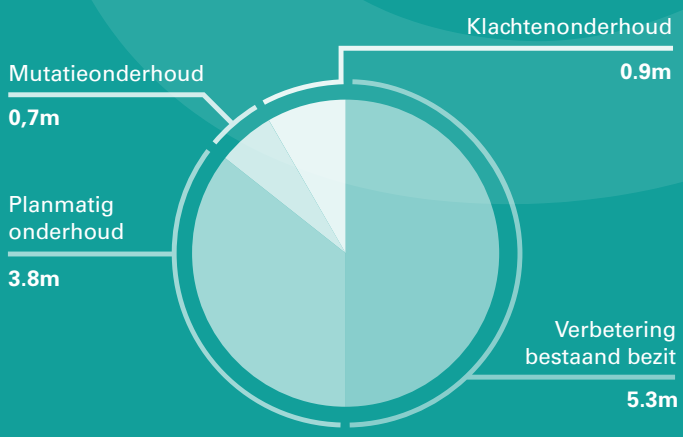

Instandhoudingsnorm

€ 1.375
/vhe

Energie-Prestatie 2019

EI 1,71
Label C